



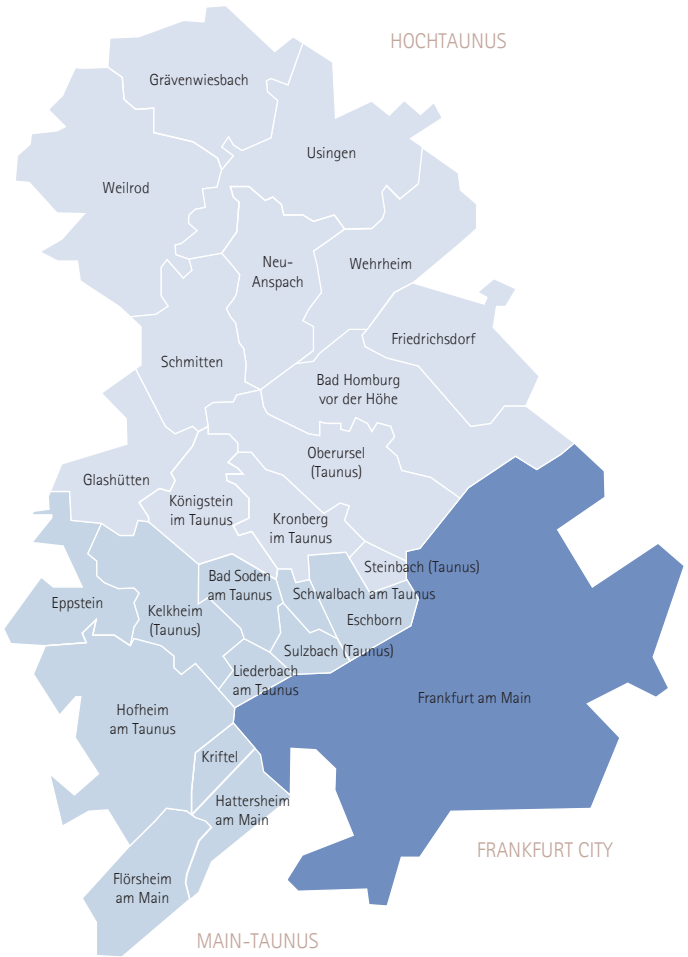
THE FRANKFURT CCI DISTRICT IN FIGURES 2021|2022



IHK

Chamber of Commerce and Industry
Frankfurt am Main

FRANKFURT CCI DISTRICT



AREA AND POPULATION

as of 31st December 2020

	Frankfurt CCI district	FC	HT	MT ¹
Area in km ²	933.2	248.3	481.8	203.1
Residents	1,222,506	764,104	237,281	221,121
Inhabitants per km ²	1,310	3,077	492	1,089

¹ excluding Hochheim am Main (Wiesbaden CCI district)

Source: Statistical Office Hesse

FRANKFURT CCI MEMBER COMPANIES¹

as of 1st January 2022

	Frankfurt CCI district	FC	HT	MT
Agriculture, forestry and fishing	186	55	81	50
Industry ²	9,388	5,377	2,043	1,968
incl. Manufacturing	2,635	1,420	645	570
Construction	5,620	3,518	1,078	1,024
Wholesale and retail trade; repair of motor vehicles and motorcycles	21,095	12,542	4,546	4,007
thereof Wholesale, retail trade and repair of motor vehicles and motorcycles	1,823	1,010	403	410
Wholesale trade	7,297	4,357	1,523	1,417
Retail trade	11,975	7,175	2,620	2,180
Transportation and storage	4,180	3,202	440	538
Accommodation and food service activities	5,173	3,647	797	729
Further services ³	68,692	43,961	13,752	10,979
Information and communication	8,319	5,430	1,526	1,363
Financial and insurance activities	6,406	4,277	1,200	929
Real estate activities	8,854	5,615	1,633	1,606
thereof Professional, scientific and technical activities; other administrative and support service activities	34,318	22,206	6,940	5,172
Human health and social work activities	2,173	1,213	608	352
Other service activities ⁴	8,622	5,220	1,845	1,557
Total	108,714	68,784	21,659	18,271

¹ CCI member companies include companies registered in the Commercial Register, small trades, permanent establishments and registered cooperative companies

² German Classification of Economic Activities, Edition 2008 - sections B to F

³ German Classification of Economic Activities, Edition 2008 - sections J to U

⁴ German Classification of Economic Activities, Edition 2008 - sections O, P, R, S, T, U

Source: Frankfurt am Main CCI

SHARE OF ECONOMIC SECTIONS

thereof:

31.6% Professional, scientific and technical activities; other administrative and support service activities

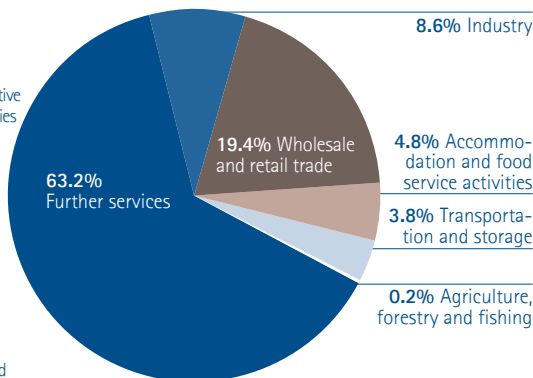
8.1% Real estate activities

7.9% Other service activities

7.7% Information and communication

5.9% Financial and insurance activities

2.0% Human health and social work activities



Source: Frankfurt am Main CCI

COMPANIES ENTERED IN THE COMMERCIAL REGISTER BY LEGAL FORM

as of 1st January 2022

44,575 companies in the commercial register

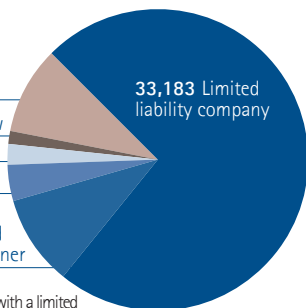
4,435 Other legal forms¹

535 Legal form under foreign law

808 Public limited company

1,482 Registered merchant

4,132 Partnership with a limited liability company as general partner



¹ General partnership, limited partnership without partnership with a limited liability company as general partner, partnership limited by shares, mutual insurance company, other forms
Source: Frankfurt am Main CCI

BUSINESS REGISTRATIONS AND DEREGISTRATIONS 2020

	Frankfurt CCI district ¹		FC		HT		MT	
	Reg.	Dereg.	Reg.	Dereg.	Reg.	Dereg.	Reg.	Dereg.
Agriculture, forestry and fishing	21	12	4	3	14	6	3	3
Industry ²	1,643	1,360	773	712	421	295	449	353
incl. Manufacturing	364	265	182	140	96	73	86	52
Construction	1,175	1,058	565	566	286	205	324	287
Wholesale and retail trade; repair of motor vehicles and motorcycles	2,796	2,226	1,677	1,314	553	472	566	440
Transportation and storage	646	506	453	344	61	65	132	97
Accommodation and food service activities	943	837	689	618	118	88	136	131
Further services ³	6,800	5,771	4,075	3,405	1,371	1,140	1,354	1,226
Information and communication	858	614	576	383	133	105	149	126
Financial and insurance activities	564	360	296	196	118	82	150	82
Real estate activities	546	380	310	184	112	65	124	131
thereof Professional, scientific and technical activities; other administrative and support service activities	3,367	3,056	2,072	1,895	663	578	632	583
Human health and social work activities	179	147	90	68	47	35	42	44
Other service activities ⁴	1,286	1,214	731	679	298	275	257	260
Total	12,849	10,712	7,671	6,396	2,538	2,066	2,640	2,250

¹ including Hochheim am Main (Wiesbaden CCI district)

² German Classification of Economic Activities, Edition 2008 - sections B to F

³ German Classification of Economic Activities, Edition 2008 - sections J to S

⁴ German Classification of Economic Activities, Edition 2008 - sections O, P, R, S

Source: Statistical Office Hesse

COMPANY INSOLVENCIES

selected sections¹

	Frankfurt CCI district ²		FC		HT		MT	
	2020	2021	2020	2021	2020	2021	2020	2021
Manufacturing	10	13	7	5	1	6	2	2
Construction	56	62	38	52	6	4	12	6
Wholesale and retail trade; repair of motor vehicles and motorcycles	53	50	44	37	5	3	4	10
Accommodation and food service activities	33	24	21	19	3	4	9	1
Transportation and storage; Information and communication ³	47	37	31	29	10	3	6	5
Further services ⁴	143	118	106	90	21	14	16	14
Total	377	342	272	263	51	37	54	42

¹ Therefore the column sums do not equal „Total“.

² including Hochheim am Main (Wiesbaden CCI district)

³ German Classification of Economic Activities, Edition 2008 - sections H and J

⁴ German Classification of Economic Activities, Edition 2008 - sections K, M, N, S

Source: Statistical Office Hesse

TAXABLE REVENUE 2020

in Euro (thousands)

	Frankfurt CCI district ¹	Hesse	Share at Hesse in percent
Agriculture, forestry and fishing	97,275	1,812,134	5.4
Industry ²	58,178,708	195,666,660	29.7
inc. Manufacturing	46,552,883	145,923,585	31.9
Construction	4,152,487	24,235,887	17.1
Wholesale and retail trade; repair of motor vehicles and motorcycles	57,714,409	210,712,656	27.4
Transportation and storage	10,716,563	22,413,316	47.8
Accommodation and food service activities	2,473,806	5,897,209	41.9
Further services ³	74,499,893	133,977,841	55.6
Information and communication	12,644,257	23,955,705	52.8
Financial and insurance activities	17,123,746	22,391,693	76.5
Real estate activities	7,778,406	14,094,717	55.2
thereof Professional, scientific and technical activities; other administrative and support service activities	28,624,189	53,204,409	53.8
Human health and social work activities	5,240,085	12,218,533	42.9
Other service activities ⁴	3,089,210	8,112,785	38.1
Total⁵	205,437,007	570,479,815	36.0

¹ including Hochheim am Main (Wiesbaden CCI district)

² German Classification of Economic Activities, Edition 2008 - sections B to F, for CCI district lightly underestimated because not every section is published

³ German Classification of Economic Activities, Edition 2008 - sections J to S, for CCI district lightly underestimated because not every section is published

⁴ German Classification of Economic Activities, Edition 2008 - sections O, P, R, S

⁵ Total sum can differ from the sum of all sections because of anonymised data due to the Statistical Office's privacy policy.

Source: Statistical Office Hesse

GROSS VALUE ADDED (GVA) 2019¹

in Euro (millions)

	Frankfurt CCI district ²		FC	HT	MT
	Absolute	Share at Hesse in percent			
Agriculture, forestry and fishing	37	3.6	8	16	13
Industry ³	11,878	18.9	8,838	1,654	1,386
incl. Manufacturing	7,826	17.2	5,758	1,229	839
Construction	2,588	21.3	1,792	375	421
Services ⁴	76,850	38.2	57,164	8,724	10,962
thereof Wholesale and retail trade, transportation, accommodation and food service activities, information and communication	25,724	40.2	18,885	2,637	4,202
Financial and insurance activities, real estate activities	37,779	44.6	28,343	4,377	5,059
Public and other service activities, education, human health and social work activities	13,348	25.6	9,937	1,709	1,702
Total	88,764	33.5	66,010	10,393	12,361
GVA per employed self-employed individual in Euro	88,866		89,267	81,799	93,410

¹ Minor differences are due to rounding.

² including Hochheim am Main (Wiesbaden CCI district)

³ German Classification of Economic Activities, Edition 2008 - sections B to F

⁴ German Classification of Economic Activities, Edition 2008 - sections G to T

Source: Statistical Office Hesse

LABOUR MARKET 2021

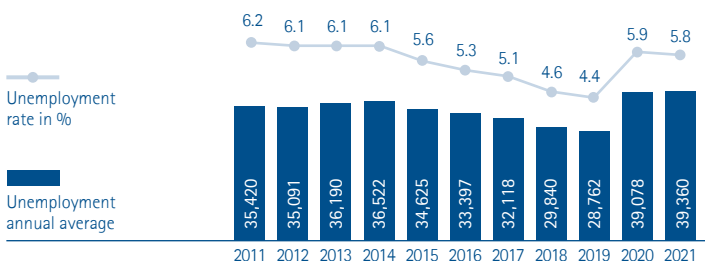
annual average

	Frankfurt CCI district ¹	FC	HT	MT
Unemployed persons	39,360	28,139	5,489	5,732
Unemployment rate ² in percent	5.8	6.6	4.6	4.4
Notified vacancies	8,303	6,741	741	821

¹ including Hochheim am Main (Wiesbaden CCI district)

² Basis: all gainfully employed persons

Source: Federal Employment Agency



EMPLOYEES SUBJECT TO SOCIAL SECURITY CONTRIBUTIONS

at place of work | as of 30th June 2021

	Fankfurt CCI district ¹	FC	HT	MT
Agriculture, forestry and fishing	609	154	220	235
Industry ²	94,898	61,165	18,314	15,419
inc. Manufacturing	59,654	36,215	13,919	9,520
Construction	26,821	17,909	3,993	4,919
Wholesale and retail trade; repair of motor vehicles and motorcycles	81,164	47,971	14,250	18,943
Transportation and storage	88,199	83,334	1,811	3,054
Accommodation and food service activities	29,009	22,306	4,010	2,693
Further services ³	511,574	388,219	58,506	64,849
thereof Information and communication	59,018	43,903	5,857	9,258
Financial and insurance activities	95,353	80,082	7,247	8,024
Real estate activities	15,615	13,206	852	1,557
Professional, scientific and technical activities; other administrative and support service activities	177,680	136,064	20,102	21,514
Human health and social work activities	71,063	50,105	13,120	7,838
Other service activities ⁴	92,845	64,859	11,328	16,658
Total	805,453	603,149	97,111	105,193

¹ including Hochheim am Main (Wiesbaden CCI district)

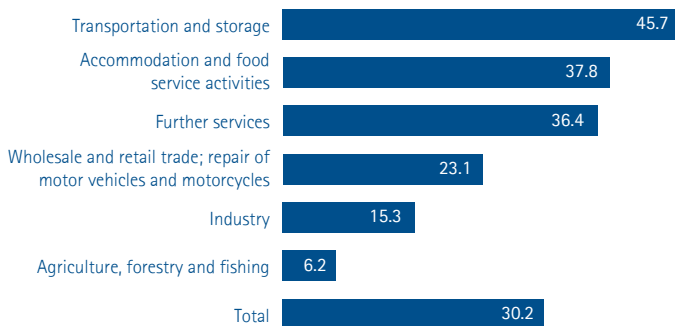
² German Classification of Economic Activities, Edition 2008 - sections B to F

³ German Classification of Economic Activities, Edition 2008 - sections J to U

⁴ German Classification of Economic Activities, Edition 2008 - sections O, P, R, S, T, U

Source: Federal Employment Agency

SHARE OF EMPLOYEES IN CCI DISTRICT OF ALL HESSIAN EMPLOYEES IN PERCENT



Source: Federal Employment Agency

COMMUTERS

as of 30th June 2021

	Fankfurt CCI district ¹	FC	HT	MT
Employees at place of residence	508,518	319,937	89,718	98,863
Employees at place of work	805,453	603,149	97,111	105,193
Inbound commuters	520,285	389,421	58,161	72,703
Outbound commuters	224,259	106,920	50,863	66,476

¹ including Hochheim am Main (Wiesbaden CCI district)

Source: Federal Employment Agency

VOCATIONAL TRAINING 2021

	Number of trainees	New registered training contracts	Number of examinees	Rate of success in percent
Industrial occupations	4,251	1,309	1,334	87
thereof				
Metal	1,499	414	443	83
Electrical engineering	1,797	579	525	87
Mining and quarrying	131	59	55	75
Chemistry, physics, biology	623	190	202	99
Printing	168	58	84	95
Other occupations	33	9	25	88
Commercial occupations	7,465	2,724	3,650	86
thereof				
Industrial clerk	367	120	186	96
Trade	1,867	798	966	84
Bank clerk	399	136	187	91
Insurance clerk	318	119	88	90
Accommodation and food service activities	931	310	591	79
Transportation and storage	670	203	369	81
Other occupations	2,867	1,021	1,250	88
Special jobs by BBiG	46	17	13	92
Total	11,716	4,033	4,984	86

Source: Frankfurt am Main CCI

FURTHER EDUCATION 2021

	Examined	Passed	Rate of success in percent
Industrial-technical occupations	438	297	68
thereof			
Bachelor Professionals (CCI) in the industrial sector ('Industriemeister')	248	190	77
Bachelor Professionals (CCI) in the technical sector ('Fachmeister')	111	64	58
Other occupations (industrial-technical)	79	43	54
Commercial and related occupations	1,423	1,028	72
thereof			
Master Professionals (CCI) in the commercial sector ('Betriebswirte')	36	27	75
Bachelor Professionals (CCI) in the commercial sector ('Fachkaufleute')	231	176	76
Bachelor Professionals (CCI) in the commercial sector ('Fachwirte')	728	485	67
Other occupations (commercial)	428	340	79
Training of trainers	1,475	1,310	89
Total	3,336	2,635	79

Source: Frankfurt am Main CCI

TOURISM 2021

	Fankfurt CCI district ¹	FC	HT	MT
Number of opened hotels (December)	466	275	115	76
Bed capacity (December)	70,379	55,702	8,359	6,318
Number of visitors (January–December)	2,478,731	2,135,919	204,395	138,417
Overnight stays (January–December)	5,337,136	4,187,756	809,080	340,300
Bed occupancy rate in percent (January–December)	23.7	24.0	29.1	18.0
Duration of stay (days)	2.8	2.0	4.0	2.5

¹ including Hochheim am Main (Wiesbaden CCI district)

Source: Statistical Office Hesse

CHANGE FROM 2011 IN PERCENT

	Fankfurt CCI district ¹	FC	HT	MT
Number of visitors	-46.9	-44.9	-55.2	-59.0
Overnight stays	-35.9	-34.4	-36.1	-49.9
Opened establishments (December)	-6.4	6.2	-17.9	-23.2
Bed occupancy (December)	30.8	41.0	2.7	2.4

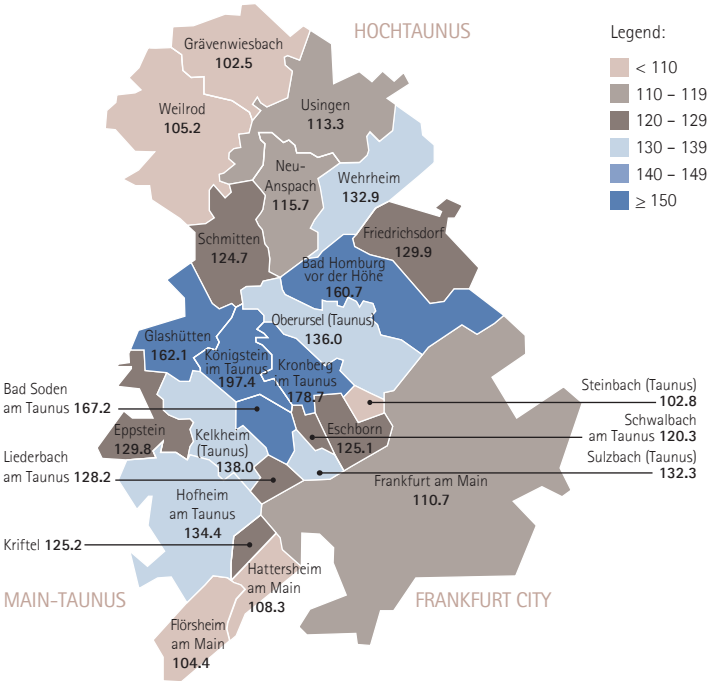
¹ including Hochheim am Main (Wiesbaden CCI district)

PURCHASING POWER 2021

	Frankfurt CCI district	FC	HT	MT
Purchasing power in Euro (millions)	36,508	21,142	8,327	7,562
Purchasing power index per inhabitant ¹	120.2	110.7	142.9	128.2

¹ per inhabitant (average of the Federal Republic of Germany = 100.0)

PURCHASING POWER INDEX



Source: Michael Bauer Research GmbH

TRAFFIC FIGURES

FRANKFURT AIRPORT

	2019	2020	2021	Difference between 2020 2021 in percent
Passengers (million)	70.6	18.8	24.8	32.2
Airfreight (million tons)	2.0	1.9	2.3	19.9
Airmail ('000 tons)	86.7	57.6	46.3	-19.5
Aircraft movements ('000)	513.9	212.2	261.9	23.4

Source: Fraport AG

ROAD NETWORK 2021

in km

	Fankfurt CCI district ¹	FC	HT	MT
Federal motorways ²	107.2	71.0	12.2	23.9
Federal roads	234.3	95.5	78.2	60.7
State roads	430.7	97.6	188.0	145.1
Country roads	225.5	104.1	92.6	28.9
Total road network	997.7	368.2	370.9	258.6

¹ including Hochheim am Main (Wiesbaden CCI district)

² Federal highways excluding branches; federal, state and district roads including branches

Minor differences are due to rounding.

Source: Hessen Mobil, Wiesbaden

CCI NEWSLETTER

Subscribe to our newsletter and stay up-to-date on the latest economic developments:

> <https://ihkfra.de/newsletter>



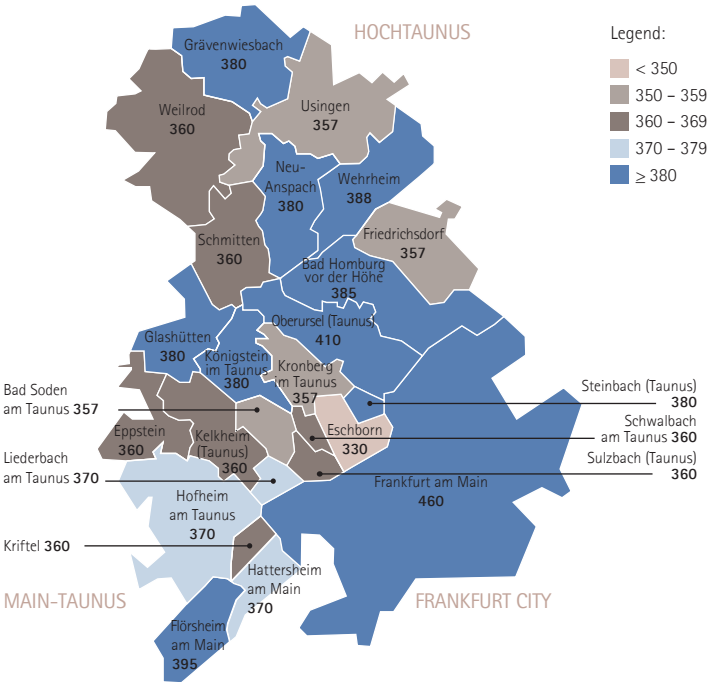
Explanations

FC: Frankfurt City

HT: Hochtaunus

MT: Main-Taunus

TRADE TAX ASSESSMENT RATES 2022



Source: Frankfurt am Main CCI

IMPRINT

PUBLISHER

Chamber of Commerce and Industry Frankfurt am Main
Börsenplatz 4
60313 Frankfurt am Main

EDITORIAL STAFF

Sebastian Trippen, Simon Peschges, Julia Regel, Minna Heinola

GRAPHIC AND LAYOUT

Sabrina Becker

PHOTO CREDIT

Adobe Stock: David Brown, title

DATA STATUS

March 2022

Reproduction – even in parts – only permitted with indication of source; voucher copy requested.

The publication was made to the best of our knowledge, without any warranty or liability, concerning the correctness and completeness of all information.



www.frankfurt-main.ihk.de

**Chamber of Commerce and Industry
Frankfurt am Main**

Börsenplatz 4
D-60313 Frankfurt am Main

CCI Service Center

Schillerstrasse 11
D-60313 Frankfurt am Main
Telephone +49 69 2197-1280
Telefax +49 69 2197-1548
info@frankfurt-main.ihk.de

CCI Branch Hochtaunus | Main-Taunus

Ludwigstrasse 10
D-61348 Bad Homburg
Telephone +49 6172 1210-0
Telefax +49 6172 22612
homburg@frankfurt-main.ihk.de

Stay in touch:



IHK

Chamber of Commerce and Industry
Frankfurt am Main